

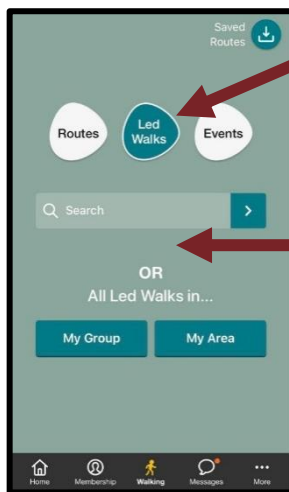
# How to take a Walk Register with the Ramblers app

The Ramblers app lets you take a register of who was on your walk quickly and easily. The information will be stored securely, and can be used for NHS contact tracing.

## 1. Find your Walk

To take a register, you need to find your walk on the Ramblers app. Remember – your walk must be added to the **Group Walks and Events Manager (GWEM)** to appear on the app.

From the homepage, select **‘Walking’** at the bottom of the screen to go to the walk finder page.

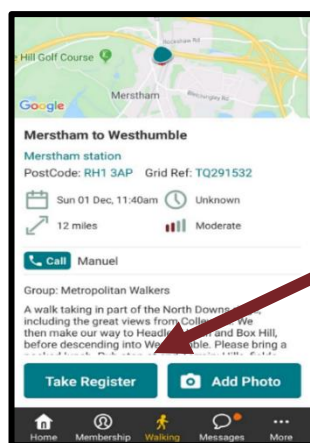
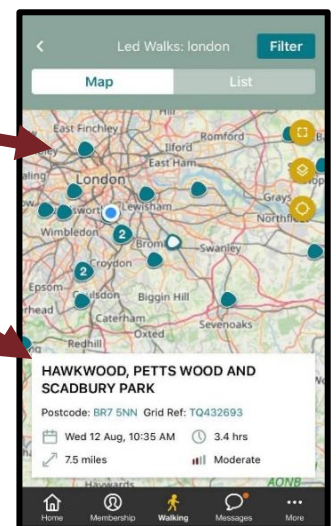


Choose **‘Led walks’** to look for walks.

Enter your walk’s location in the **search box**, or ‘use current location’ to find walks near you.

Walks show up as **green dots** on the map.

Click on a dot to bring up a **white box** with the name of the walk. Click on this box to go to the **walk listing**.



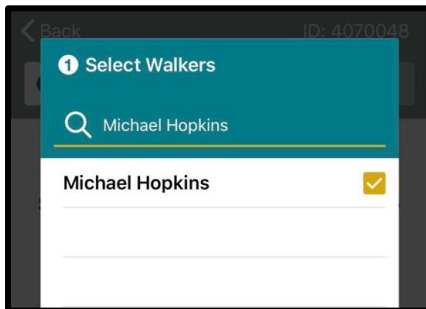
From the walk listing, click on **‘Take register’** to go to the register screen.

## 2. Add walkers to the register

There are **three ways** to register walkers using the app:



Remember – more than one person can add people to the register. Anyone who has the app on their phone can help!



### Select from List:

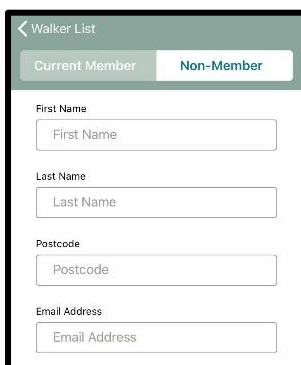
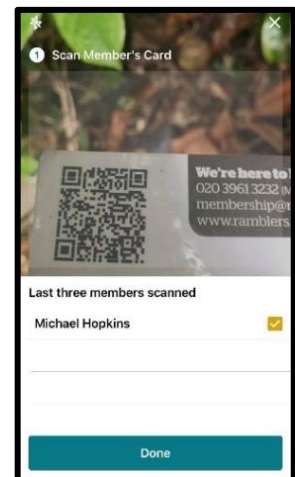
Select members from a list of everyone in your group. You can also type in the search box to quickly find who you are looking for.

When you choose this option, the app will first launch a new window to recheck your membership details.

### Scan Card:

Use your phone camera to scan membership cards. This is the quickest and easiest way to add Ramblers members to the walk.

If a member has the Ramblers app on their phone, you can also scan the **'membership'** screen of their app to register them.

A screenshot of the 'Add manually' form. It has a title 'Walker List' and two tabs: 'Current Member' and 'Non-Member'. There are four input fields: 'First Name', 'Last Name', 'Postcode', and 'Email Address'.

### Add manually:

Add names and contact details manually. Use this to record non-members, or any members of a different group who haven't brought their membership card.



If you forget to submit the register, or don't have phone signal, it will stay in the app for up to **48 hours** for you to submit later.

## 3. Submit the register

Once you've added everyone, use the **'Choose walk leader'** button. Then select **'Submit register'**.

If you are contacted by NHS contact tracers, please get in touch so we can provide the information from your walk: [volunteersupport@ramblers.zendesk.com](mailto:volunteersupport@ramblers.zendesk.com)