

Restarting Ramblers activities


Waymarking

Can the activity re-start?

Yes – placing signs and waymarking can resume from **10 June 2020** (subject to following the latest government guidelines in England, Scotland & Wales).

What is involved?

Footpath wardens and **path maintenance team members** add or replace way-markers or signage on their local paths, with the permission of the relevant authorities and landowners.



Remember – in order to volunteer, your role needs to be recorded on our system. Check your volunteer roles here:

<https://ramblers.goassemble.com>

✔ Talk to your group footpath officer

Check whether path activities have re-started in your area. It may be useful to make a note of the condition of any gates, bridges, stiles and way-markers on your route.

✔ Understand & manage the risks

Use our risk assessment template to consider the risks, and any steps you need to take to stay safe.

✔ Check that you have the right permission


Remember you must have permission from the relevant authority and landowner before placing way-markers.

✔ Plan in advance & choose your route carefully

You must follow the latest government guidance on travel and transport. Staying local will often be the best option.

✔ Avoid busy routes and locations

Try to avoid congested areas, busy times of day and narrow footpaths.



Many facilities such as car parks and public toilets remain closed. Think about planning **short, circular routes** that you can access on foot from home.

✔ Follow the government guidelines on social contact & physical distancing

Keep up to date and follow the latest guidelines.


When other walkers are passing, remember to **stand back and give way**.

✔ Be safe when touching path furniture

We recommend carrying alcohol-based hand sanitiser – and you should wash your hands as soon as possible. Don't share tools with other volunteers.

✔ Be responsible

Always follow the [Countryside Code](#) (England & Wales) or [Access Code](#) (Scotland). Know where you can and can't walk, and be considerate to others.



Take before and after photos of your work, to help us to show the difference that Ramblers volunteers make to the path network!

volunteersupport@ramblers.zendesk.com

